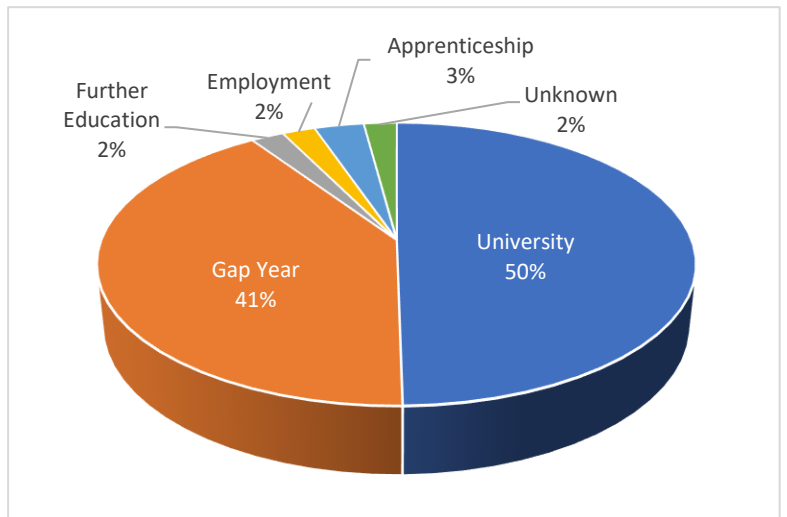


St John's Destinations 2025



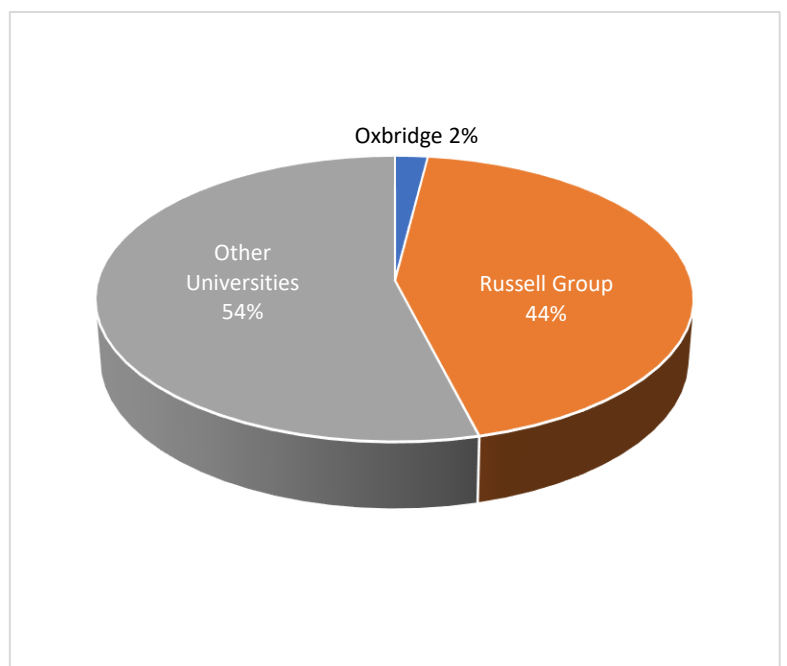
Destinations of Year 13 Students – September 2025

Destination	No.	Percentage
University	95	50%
Gap Year	78	41%
Further Education	4	2%
Employment	4	2%
Apprenticeship	6	3%
Unknown	4	2%



University Destinations of Year 13 Students – September 2025

Destination	No.	Percentage
Oxbridge	2	2%
Russell Group	42	44%
Other Universities	51	54%

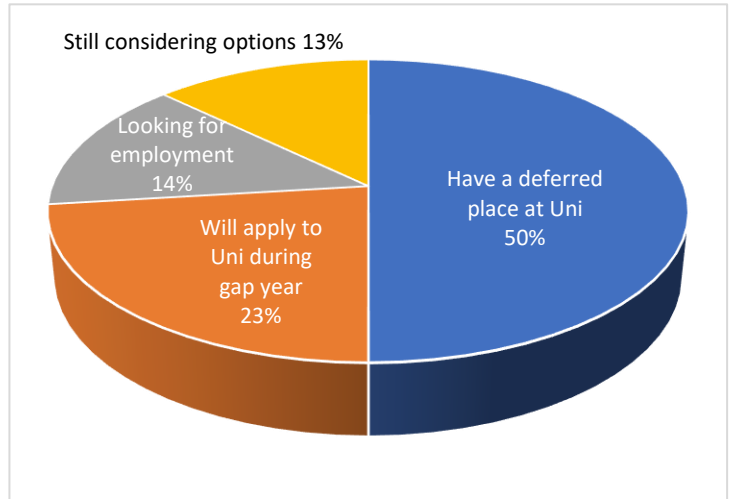


St John's Destinations 2025



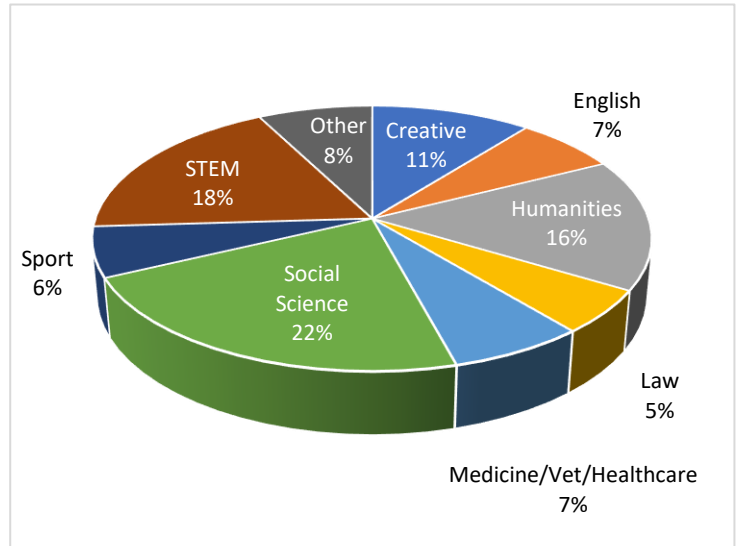
GAP Year Plans of Year 13 Students – September 2025

Destination after Gap Year	No.	Percentage
Have a deferred place at Uni	39	50%
Will apply to Uni during gap year	18	23%
Looking for employment	11	14%
Still considering options	10	13%



University Area of Study of Year 13 Students – September 2025

Subject	No.	Percentage
Creative	14	11%
English	9	7%
Humanities	21	16%
Law	7	5%
Medicine / Vet / Healthcare	9	7%
Social Science	29	22%
Sport	8	6%
STEM	24	18%
Other	10	8%



Top Subjects

1. Business Management (10)	5. Economics (5)
2. Politics and International Relations (8)	6. Psychology (5)
3. Law (7)	7. Geography (4)
4. Classical Studies (5)	8. Mechanical Engineering (4)